

MACCHINE SOTTOVUOTO
VACUUM MACHINE
ENVASADORAS DE CAMPANA
MACHINES À VIDE

ST
PROFESSIONAL

Waage
by Vetrella

500 C

CARATTERISTICHE

Sistema temporizzato
Pannello comandi antigraffio e anti liquidi
2 modi di lavoro dedicati alla preparazione in sottovuoto
9 programmi memorizzabili
riscaldamento pompa
deumidificazione pompa H2O
stop ciclo di lavoro
Saldatura anticipata

CHARACTERISTICS

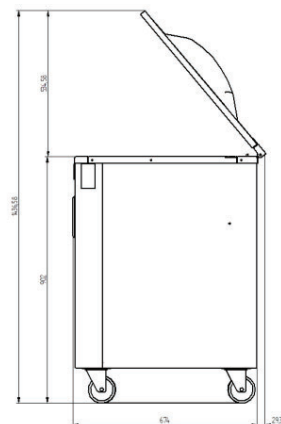
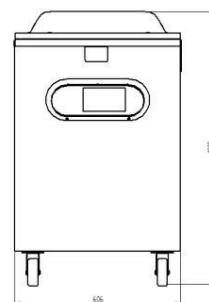
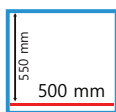
Timed system
Scratch-proof and liquid-proof control panel
2 working modes dedicated to vacuum preparation
9 storable programs
pump heating
H2O pump dehumidification
working cycle stop
early sealing

CARACTERÍSTICAS

Sistema temporizado
Panel de control antirayaduras y antilíquidos
2 modos de trabajo dedicados a la preparación del vacío
9 programas almacenables
Precalentamiento bomba de vacío
dehumidificación bomba de vacío H2O
Posibilidad de parar el ciclo de vacío
Sellado adelantado







CARACTÉRISTIQUES

Système temporisé
Panneau de commande antirayures et anti-liquide
2 modes de travail dédiés à la préparation sous vide
9 programmes mémorisables
Chauffage pompe
pompe de déshumidification H2O
arrêt du cycle de travail
soudage anticipée



| Modello | Dimensione macchina | Dimensione Vasca | Pompa vuoto | Barra saldante | Gas inerte (optional) | Alimentazione | Peso | Max buste |
|----------|---------------------|-----------------------|----------------------|------------------|-----------------------|-----------------------|--------|------------------|
| Model | overall dimension | chamber dimension | vacuum pump | sealing bar | Inert gas | voltage | weight | max buste |
| Modelo | dimensiones | dimensiones cuba | bomba de vacío | barra soldante | inyeccion gas | alimentación | peso | bolsas máx. |
| Modèle | dimènsions | dimènsions de la cuve | pompe de vide | barre de soudure | gaz inerte | alimentation | poids | max d'enveloppes |
| ST 500 C | 612x667x900 mm | 512x550x200 mm | 25 m ³ /h | 510 mm | 2 ugelli | 220 V-50-60 Hz 1500 w | 85 kg | 500x550 mm |

Optional su richiesta - Optional on request - Opcionales sobre pedido - En option sur demande

| | | |
|--|--|---|
|  Motore busch (uguale potenza) Inert gas Bomba de vacío busch |  Gas inerte Inert gas Gas alimentar Gaz inerte |  Taglio sfrido Cut of seal Corte de la bolsa Coupe de ferraille |
|  Piano inclinato inclined plane Plano integrada Plan incliné |  Sistema saldatura Pneumatico autonomo Autonomous pneumatic welding system Sistema de sellado neumático Système de soudage pneumatique autonome |  Sistema per ossigeno > 21% Oxygen system > 21 % Sistema de oxígeno > 21 % Système d'oxygène > 21 % |